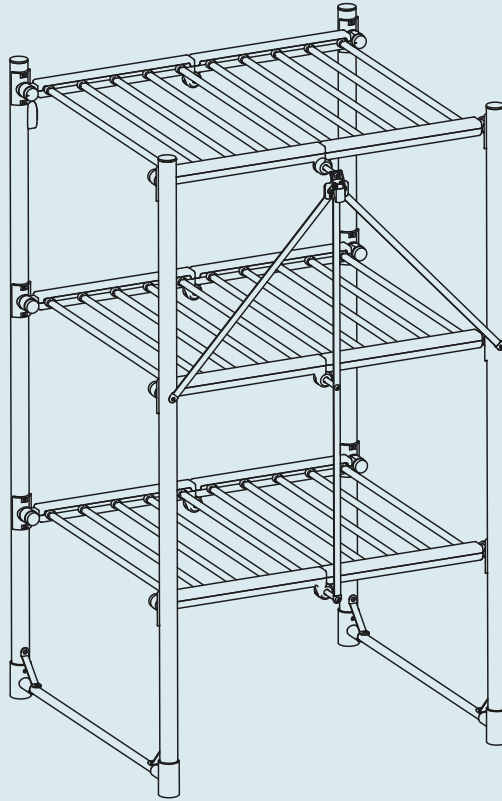


ZENNOX



3 Tier Electric Clothes Airer Instruction Manual

Product Code: K726

After Sales Support
care@cooksprofessional.co.uk

For correct usage, please read these instructions carefully before use and keep in a safe place for future reference.

REGISTER NOW FOR EXTENDED 2-YEAR WARRANTY

When you buy direct from the Cooks Professional website your free 2-year warranty is automatically applied upon purchase (no further action required).

If you purchased your product through a different retailer website you can register your product for an extended 2-year warranty by visiting **www.cooksprofessional.co.uk/extended-warranty** or scan the QR code.



Z E N N O X

INTRODUCTION

Congratulations!

You have made an excellent choice with the purchase of this quality Cooks Professional product.

By doing so you now have the assurance and peace of mind which comes from purchasing a product that has been manufactured to the highest standards, performance and safety.

We want you to be completely satisfied with your purchase, so this Cooks Professional product is backed by our comprehensive manufacturer's guarantee and an outstanding after sales service through our dedicated Customer Care team.

We hope you enjoy using your product for many years to come.

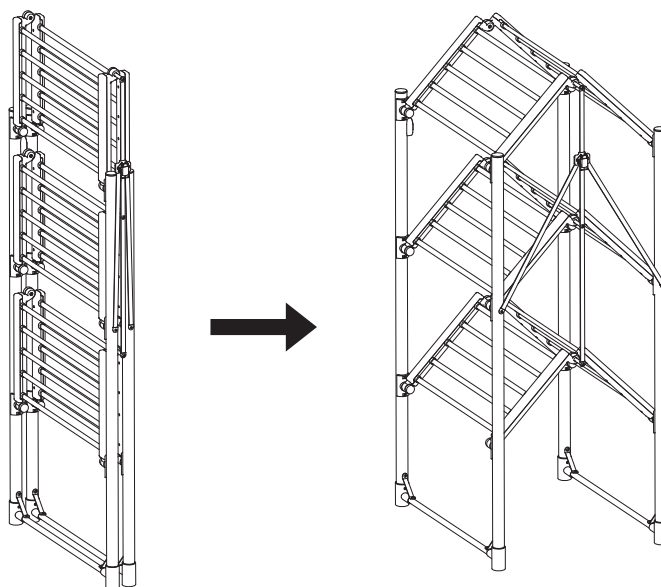


GENERAL INFORMATION AND SAFETY WARNINGS

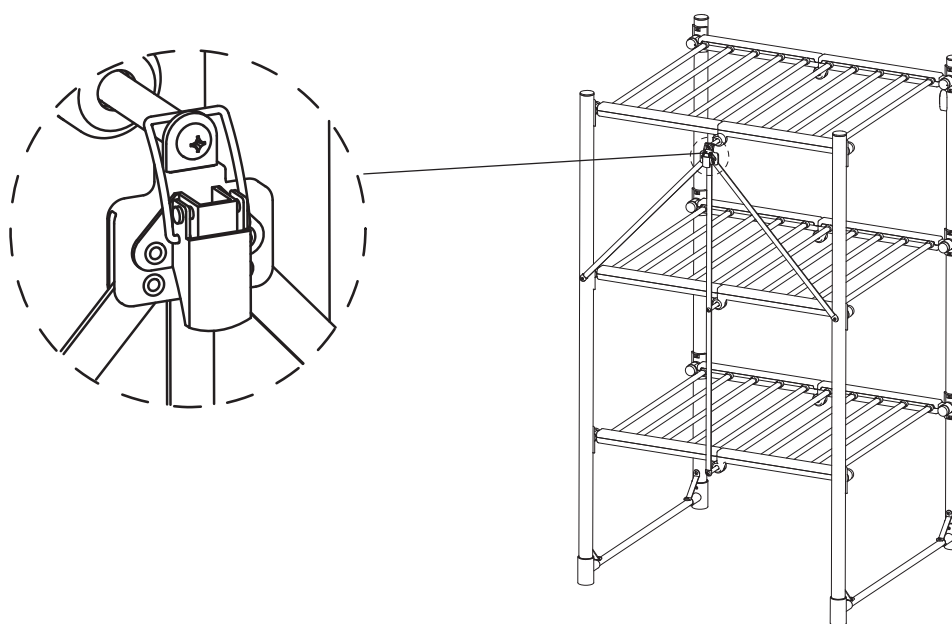
- This appliance can be used by children aged 8 years and above and persons with reduced physical, sensory, or mental capabilities or lack of experience and knowledge, if they have been given supervision or instruction on safe use and understand the hazards involved.
- Children should not play with the appliance. Cleaning or maintenance should not be done by children without supervision.
- Before operation, please ensure your electricity supply matches the voltage indicated on the appliance.
- The appliance must only be connected to a 3 pin power outlet with a known good Earth connection.
- Always inspect the appliance for visible signs of damage before use. Do not use if damaged.
- If the power supply cord is damaged, it must only be replaced by a suitably qualified person or service centre.
- Use the appliance on a dry, level, heat-resistant surface.
- To prevent fire, electric shock, or personal injury, do not immerse the cord, plug, or lid in water or other liquids.
- For indoor and domestic use only.
- Do not insert or pull out the power plug with wet hands. Never pull the plug out by the lead or carry the airer by its lead.
- Avoid compressing, curling, or allowing the lead to touch sharp edges.
- If using an extension cable, ensure it has an electrical rating at least as high as the appliance.
- This 3-tier heated airer is designed to dry clothes, shoes and other fabric articles only and should not be used for any other purposes.
- To avoid hazard, this 3-tier heated airer **MUST NOT** be used to hold clothes, socks or any other articles that have been in contact with oil or petroleum based products.
- Always switch off and unplug this Airer after use, and let it cool down completely before storing. Do not wind the power cord around the airer.
- **CAUTION:** The plastic bags used for packaging can be dangerous. To prevent the risk of suffocation, keep these bags out of reach of babies and children. These bags are not toys.

INSTRUCTIONS FOR USE

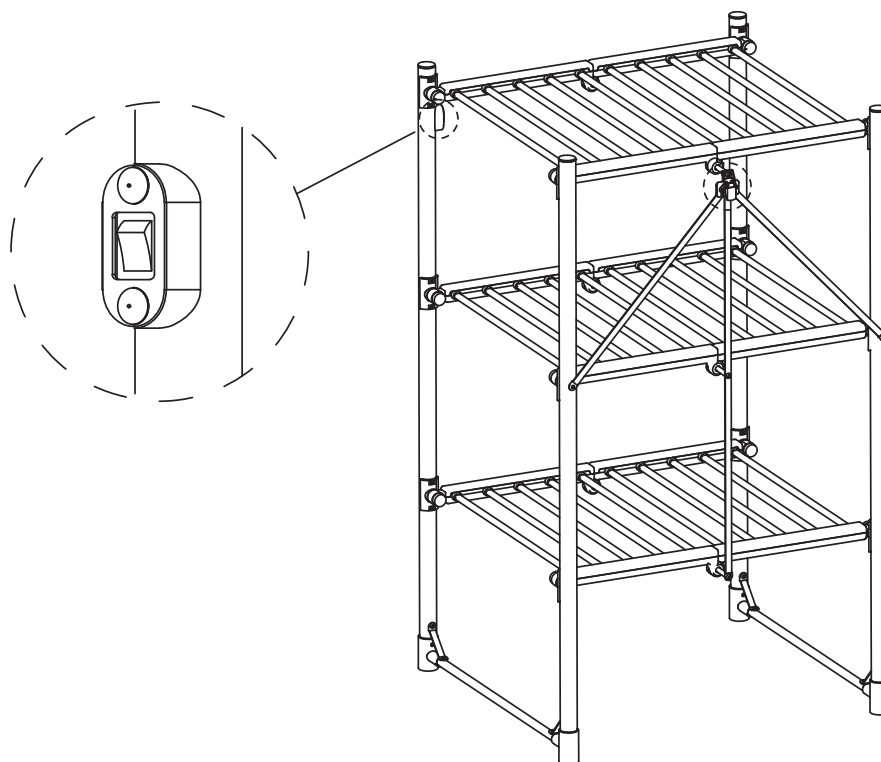
1. The main part of the unit is kept folded before opening. Slightly open it to the position with angle of 30° as below:



2. Lock the latch to fix the product.



3. Turn on the switch, the indicator light comes on and the product starts working.



WARNING:

- Ensure the ailer is fully unfolded before loading it with laundry and switching it on.
- When opening and closing the ailer, keep fingers away from the folding parts.
- Distribute the load evenly across the surface to prevent the ailer from tipping over. Never dry more than 2.5kg on each rack.
- Do not dry silk fabrics on the unit.

Voltage	220-240V~50Hz
Power	325W
Unfold Size	660*685*1100mm
Fold Size	660*100*1390mm
IPX Waterproof Rating	IP22
Working Temperatures	45-55°C

Elevate Your Drying Experience with the Included Zipped Cover

Maximise your heated clothes airer's performance with the included zipped cover, an accessory designed to enhance efficiency and convenience. Here's how this complementary addition can transform your drying routine:

1. **Accelerate Drying Time** The zipped cover creates a micro-environment around your clothes airer, trapping the heat and ensuring even distribution. This concentrated warmth significantly reduces drying time, helping you get your laundry done faster, especially on colder or humid days.
2. **Improved Energy Efficiency** By containing the heat within the cover, your heated clothes airer operates more efficiently, consuming less energy. This not only saves on your electricity bills but also makes your laundry routine more eco-friendly.
3. **Protect Your Clothes** The zipped cover shields your clothes from dust, pet hair, and other airborne particles while they dry. This ensures your garments remain clean and fresh, minimising the need for re-washing and keeping them in pristine condition.
4. **Enhanced Safety** The cover reduces direct exposure to the heating elements, providing an added layer of safety, especially in households with children or pets. You can dry your clothes with peace of mind, knowing the risk of accidental burns is minimized.
5. **Versatile Usage** Designed to fit most heated clothes airers, the zipped cover is easy to install and remove. Its universal compatibility ensures that you can enjoy its benefits regardless of the model of your clothes airer.
6. **Durable and Easy to Clean** Made from high-quality, durable materials, the cover is built to last. It's also easy to clean – simply wipe it down or machine wash as needed to keep it looking and functioning like new.

Enhance your laundry game with the zipped cover included with your heated clothes airer, and experience the difference in drying speed, energy savings, and garment protection.




COOKS PROFESSIONAL 'HELP CENTRE'

Welcome to the Cooks Professional Help Centre!


Here, you'll find all the resources you need to make the most of your Cooks Professional products. Our online Help Centre is continually being updated with the latest product manuals, 'How to Use' and 'Hints & Tips' videos. Whether you're a first-time user or a seasoned cook, we have something for everyone.

Features:

Latest Product Manuals: Access up-to-date manuals for all our products.



How to Use Videos: Step-by-step guides to help you get started.



Hints & Tips Videos: Expert advice and creative ideas to enhance your cooking experience.

Visit us today and explore our comprehensive collection of resources. If you have any questions, our Customer Care team is available to assist you via Live Chat, email, or our contact form.

Scan here



cooksprofessional.co.uk/help-centre

PLUG WIRING

THESE SAFETY INSTRUCTIONS SHOULD BE READ CAREFULLY AND KEPT IN SAFE PLACE FOR FUTURE REFERENCE.

This appliance is fitted with a plug that complies with BS 1363. Only high quality 13A (square pin) plugs that comply with this standard should be fitted.

Wires are coloured as follows:

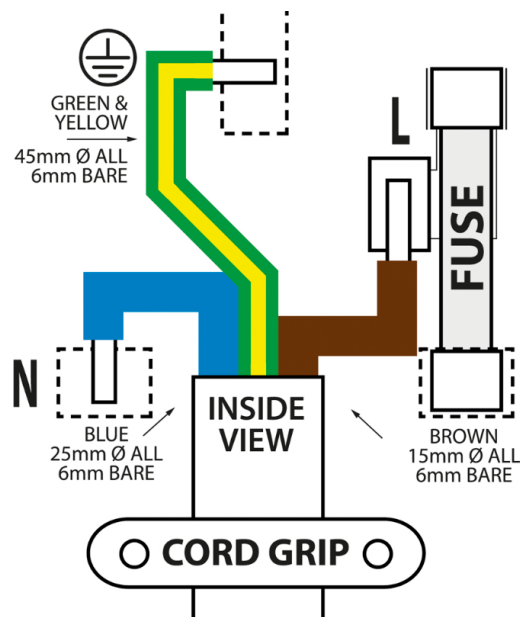
Brown – Live

Blue – Neutral

Yellow & Green – Earth

If the appliance is fitted with a 2-core cable it is double insulated and will not have the yellow and green earth wire.

IT IS ESSENTIAL THAT WIRES ARE ATTACHED ONLY TO THEIR DESIGNATED POSITIONS IN THE PLUG



Fuses must be replaced with the same rating as the original; please refer to the fuse rating stated on the plug for this information. Only genuine fuses compliant with BS 1362 should be used.

GUARANTEE IMPORTANT

Please do not return this product without first emailing our Customer Services at:

care@cooksprofessional.co.uk

Thank you for purchasing this product, which has been made to demanding high quality standards and is guaranteed for domestic use against manufacturing faults for a period of 12 months from the date of purchase.

This guarantee does not affect your statutory rights. If your product fails due to a defect in material or workmanship during this period, please return it to the place of purchase. Normal wear and tear is not covered under the guarantee. Any guarantee is invalid if the product has been misused or subject to neglect or an attempted repair other than by our own service centre. Due to continuous product improvement, we reserve the right to change the product specification without prior notice.

EXTENDED 2 YEAR WARRANTY

WHEN YOU BUY DIRECT FROM THE COOKS PROFESSIONAL WEBSITE YOUR FREE 2 YEAR WARRANTY IS AUTOMATICALLY APPLIED UPON PURCHASE.

If you purchased your product through a different retailer you can register your product for an extended 2-year warranty by visiting our website www.cooksprofessional.co.uk/extended-warranty. The product must be registered, along with your contact information, within 14 days of purchase.

For full terms and conditions please visit our website.

E-mail: **care@cooksprofessional.co.uk**

Please retain for future reference.
Colours and contents may vary.

Waste electrical products should not be disposed of with household waste. Please recycle where facilities exist. Check with your Local Authority or retailer for recycling advice.

Please note that all products with the symbol below must be recycled.



More great products from Cooks Professional



Pizza Maker



Hot Water Dispenser



Sensor Recycling Bin



Mini Oven



3.5L Slow Cooker



Bamboo Chopping Boards



Air Fryer




Storage Tins



Electric Salt and Pepper Mills

Kitchen inspiration

Share your purchase with us on social media and tag
@cooksprofessional to be featured!



#cooksprofessional

We'd like to know what you think!

We'd be very grateful if you can spare a few minutes to leave us a review.
Please review on the retailer website where you placed your order.

Need help?

Our friendly customer care team work Monday to Friday.
Message us at:

care@cooksprofessional.co.uk



Follow us on Instagram

**3 Tier Electric Clothes Airing
K726 Instruction Manual**

For correct usage, please read these instructions carefully
before use and keep in a safe place for future reference.